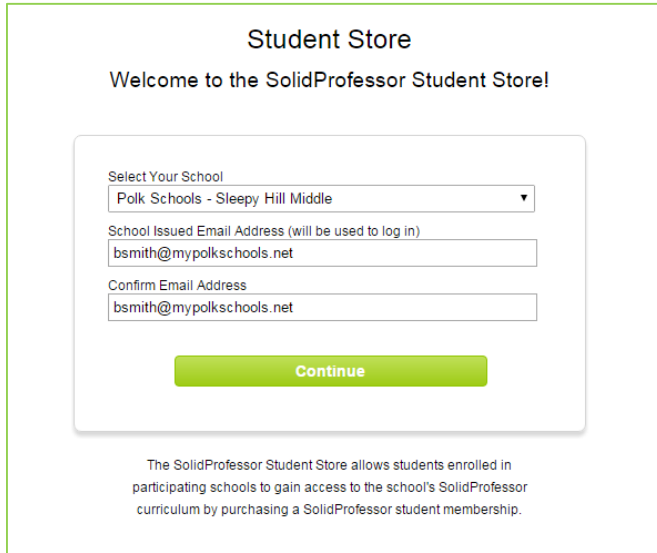


Let's Get Started!

1. Go to www.solidprofessor.com/student-store/ and select your school from the drop-down menu. Enter your school-issued email address.



Student Store
Welcome to the SolidProfessor Student Store!

Select Your School
Polk Schools - Sleepy Hill Middle

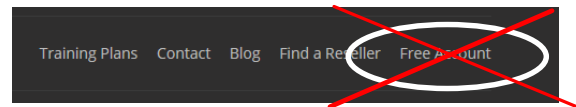
School Issued Email Address (will be used to log in)
bsmith@mypolkschools.net

Confirm Email Address
bsmith@mypolkschools.net

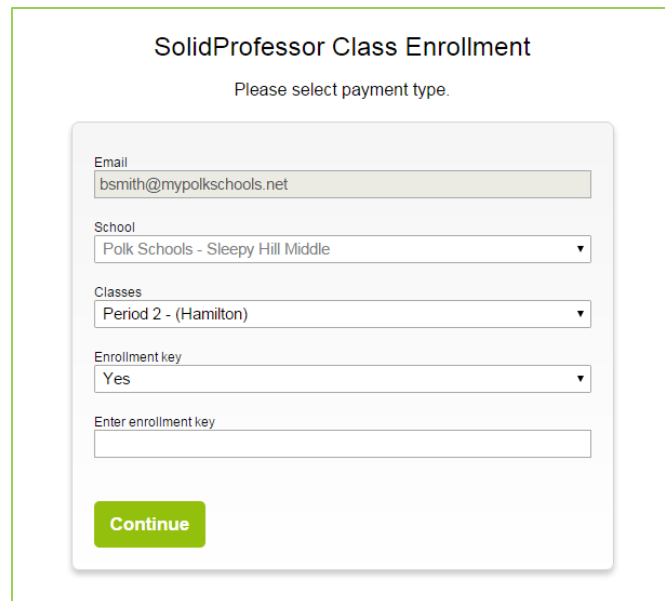
Continue

The SolidProfessor Student Store allows students enrolled in participating schools to gain access to the school's SolidProfessor curriculum by purchasing a SolidProfessor student membership.

Note: You will NOT be able to correctly put yourself in your class if you click "Free Account" at the bottom of our homepage - please make sure you go to the Student Store.



2. Confirm your email and select "Go," then verify your school, select your class, and enter the code you received from your instructor - make sure to include the dashes!



SolidProfessor Class Enrollment
Please select payment type.

Email
bsmith@mypolkschools.net

School
Polk Schools - Sleepy Hill Middle

Classes
Period 2 - (Hamilton)

Enrollment key
Yes

Enter enrollment key

Continue

3. Fill out the form with your information to finish creating your account. You will receive an email with your login information.
4. After you create your account for the first time, you don't need to visit the Student Store or use your enrollment key ever again - just use your new username and password to log in at www.solidprofessor.com/!